



14 GAUGE STAINLESS STEEL

THREE STATION WALL MOUNTED SINK WITH TUBULAR SUPPORTS

KNEE OPERATED



Knee Valves Included On All "KV" Models

Item #: _____ Qty #: _____
 Model #: _____
 Project #: _____



FEATURES:

- 8 1/2" high backsplash.
- 8" sink bowl depth.
- Two stainless steel "Z" brackets supplied each unit.
- One **K-6** 3 1/2" rear basket drain.
- Two tubular stainless steel support brackets that allow full clearance underneath.
- Knee Operated:** Includes three **7-PS-32** knee valves and three **K-121** spouts.
- Single holes provided.

CONSTRUCTION:

- All TIG welded.
- Welded areas blended to match adjacent surfaces and to a satin finish.
- Die formed tubular wall brackets.

MATERIAL:

- All 14 gauge type "304" stainless steel.
- 1 5/8" tubular "304" stainless steel wall brackets.
- Stainless steel gussets.

MECHANICAL:

- Single faucet hole punch at each station.

Model #	Length	# of Faucets	# of Wall Supports	Wt.	Cu. Ft.
FS-WM-60KV	60"	3	2	125 Lbs.	22

[Click Here For Install Guide](#)



MULTI-STATION ACCESSORIES & REPLACEMENT PARTS

Model	Description	QTY:
7-PS-32	Knee Valve Assembly	_____
K-6	3 1/2" Drain (1 1/2" I.P.S.)	_____
K-06	Splash Mount Faucet Mounting Kit	_____
K-13	Stainless Steel Soap Dispenser (Wall Mount Only)	_____
K-121	Single Hole, Splash Mounted 3-1/2" Gooseneck Spout	_____
K-411	Strainer Plate for 3-1/2" Drain	_____
K-508	Special Sizing Charge (Larger Size Cut Down To Smaller Size)	_____
TA-19	Adjustable Stainless Steel Flanged Bullet Foot	_____



= Ships UPS

Standard Faucets conform to NSF 61 Standard 9 and compliance to AB 1953 Standards.

WARNING: Equipment that include faucets on this page may contain a chemical known to the State of California to cause cancer, birth defects or other reproductive harm.



Customer Service Available To Assist You 1-800-645-3166 8:30 am - 7:00 pm E.S.T.

For Orders & Customer Service:

Email: customer@advancetabco.com or Fax: 631-242-6900

For Smart Fabrication™ Quotes:

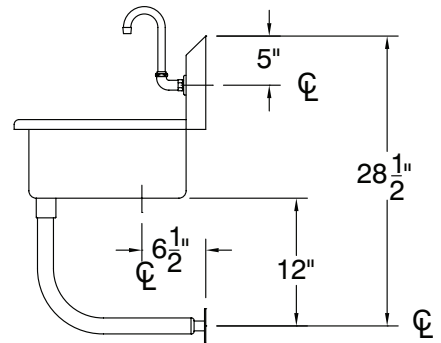
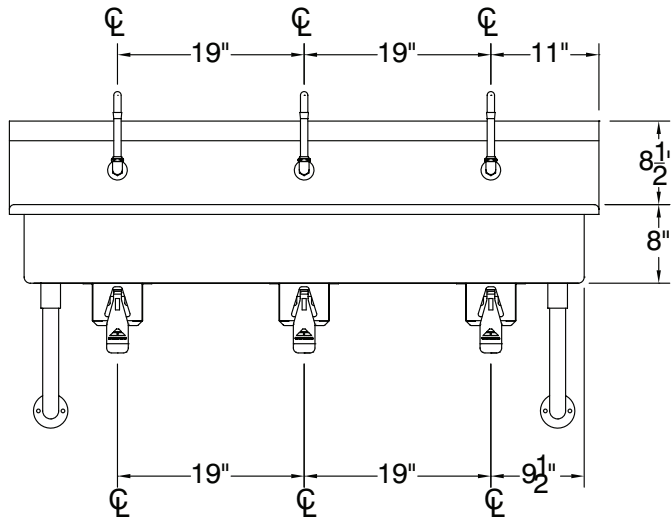
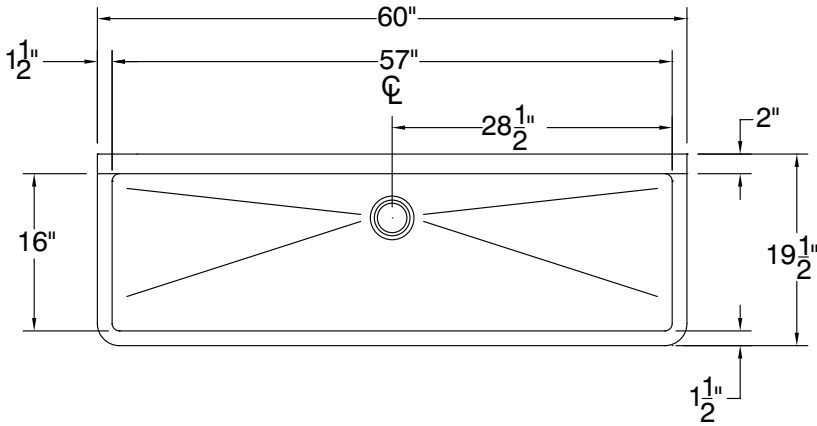
Email: smartfab@advancetabco.com or Fax: 631-586-2933

DETAILS and SPECIFICATIONS

TOL ± .500"

ALL DIMENSIONS ARE TYPICAL

FS-WM-60KV



125 Lbs.



REF-JJ

325 Wireless Boulevard, Hauppauge, NY 11788

ADVANCE TABCO is constantly engaged in a program of improving our products. Therefore, we reserve the right to change specifications without prior notice.

© ADVANCE TABCO, DECEMBER 2024